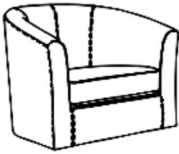
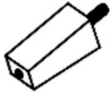

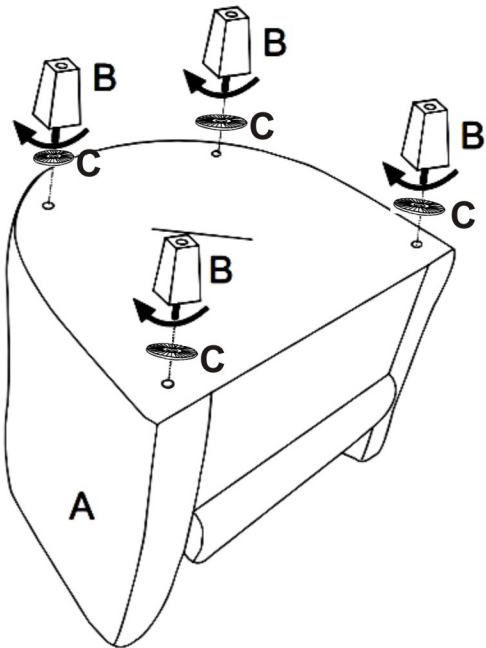


ASSEMBLY INSTRUCTIONS

PARTS IDENTIFICATION:			
Part	Description	Image	Quantity
(A)	Chair		1pc
(B)	Feet		4pcs
(C)	Washer		4pcs

STEP 1



Place the Chair (A) on its back on a flat smooth surface.
Attach Feet (B) to Chair (A).

STEP 2

